MATSUMOTO S-71 KITENGO CHA MPIGO - NJIA YA UMEME NA NYAYA ZA FREMU

Nyekundu = saketi ya upande wa pili iliyotenganishwa (55 au 110 V AC, inaelea: haijaunganishwa na umeme wa njia kuu wala ardhi). Nyeusi = umeme wa njia kuu. Bluu = udhibiti 12 V.

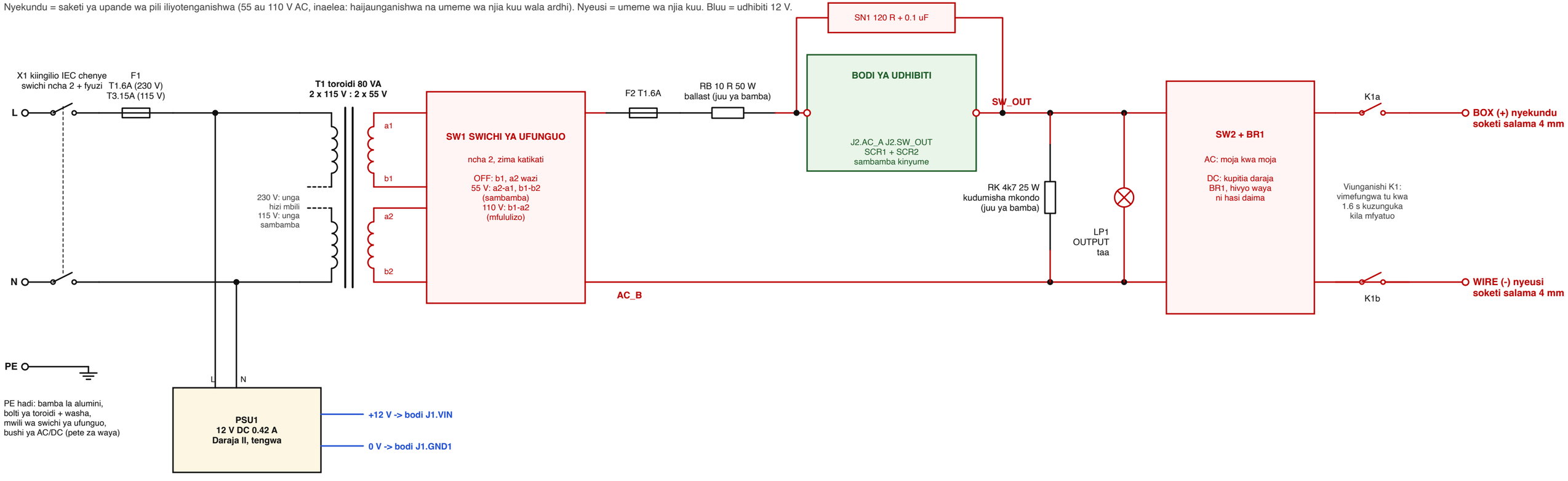

MNYORORO WA KIFUNGO-USALAMA NA NYAYA ZA UDHIBITI (12 V, volteji ya chini sana ya usalama)



Relei inaunganisha soketi za kutoa na saketi ya mpigo tu wakati masharti YOTE MAWILI yametimia:
1. kifuniko kimekaa juu ya bika (SW5),
2. bodi iko ndani ya dirisha lake la kufyatua la 1.6 s.
Kukatika kokote kwa mnyororo (kebo imechomolewa, kifuniko kimeinuliwa, ballast moto mno) kunafungua relei.

Kitufe cha FIRE SW3: J1.FIRE - J1.GND2

Kichaguzi cha mpigo SW4: pamoja J1.VCC; njia J1.SEL20, J1.SEL80, (wazi = 800 ms)

LED (anodi kwenye terminali, kathodi zote hadi J1.GND3): J1.POWER kijani, J1.CAP kijani, J1.WAIT kahawia-njano, J1.PULSE nyekundu

Usambazaji 12 V: PSU1 + hadi J1.VIN, PSU1 - hadi J1.GND1. J1.NC haijaunganishwa.

MATSUMOTO S-71 KITENGO CHA MPIGO - BODI YA UDHIBITI (mantiki ya muda 12 V DC + swichi ya SCR iliyotenganishwa)

Majina ya bluu ni neti: jina moja ni waya mmoja. J1.xxx = terminali ya skrubu kwenye ukingo wa kushoto wa bodi. Namba za pini ziko kwa kijivu.

USAMBAZAJI

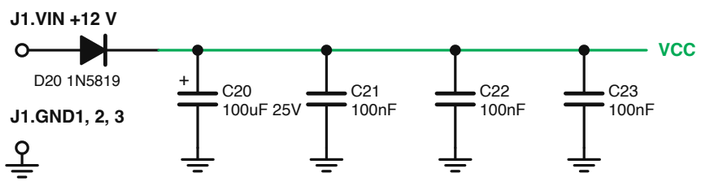

VOLTEJI YA MAREJEO VREF = VCC / 3

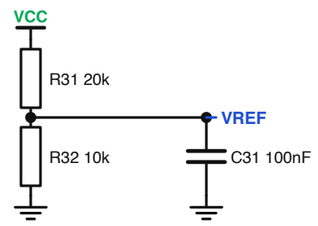

2 KUWEKA-UPYA KWA KUWASHA (huzuia U1 kwa 0.4 s ili hakuna kinachofyatuka wakati wa kuwasha)

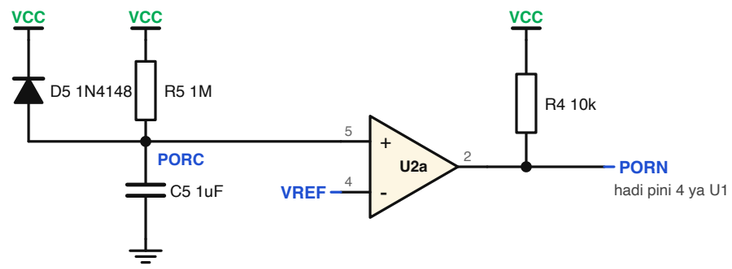

1 KITUFE CHA FIRE NA KIPIMA MUDA CHA KUFUNGA (mfyatuo mmoja, kisha takriban 24 s hadi mwingine)

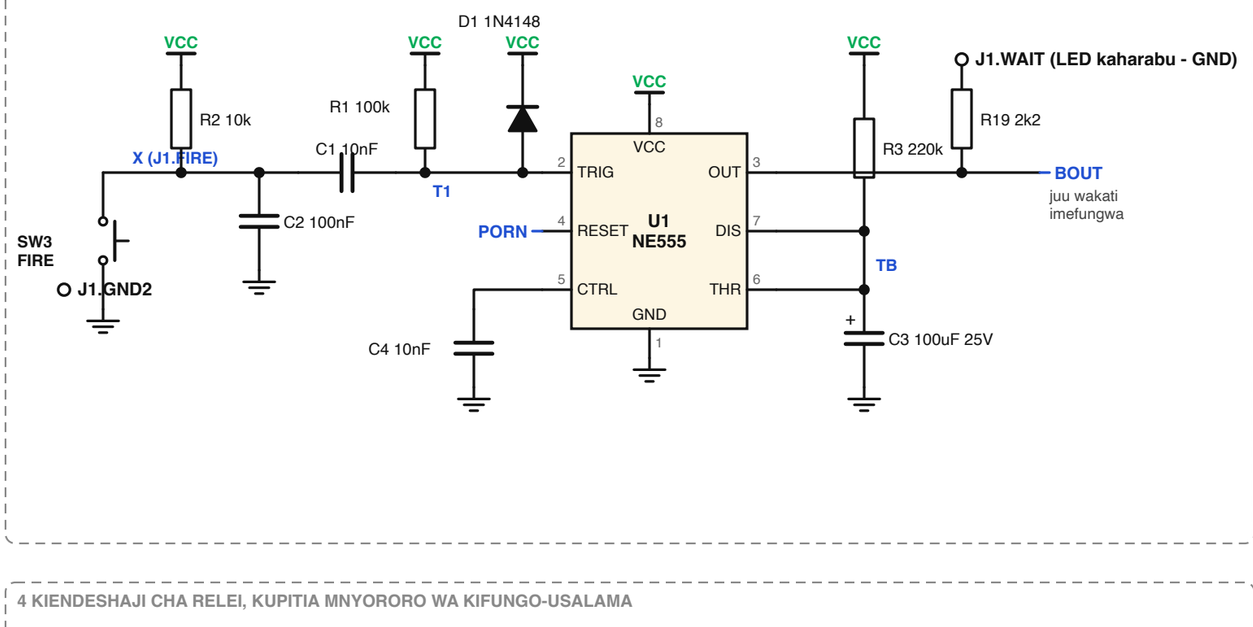

3 DIRISHA LA RELEI (relei ya kutoa inawashwa tu kwa 1.6 s za kwanza za kila kipindi cha kufungwa)

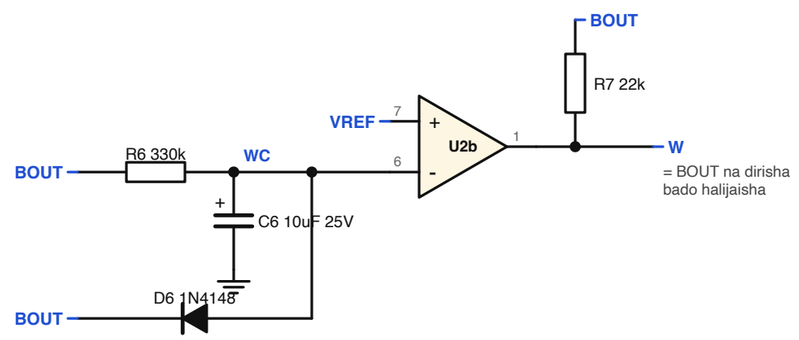

4 KIENDESHAJI CHA RELEI, KUPITIA MNYORORO WA KIFUNGO-USALAMA

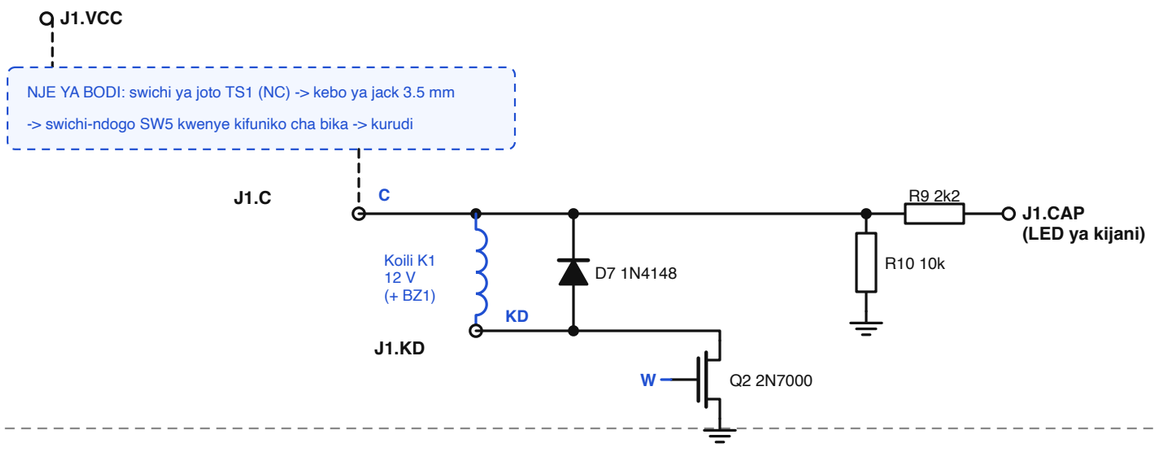

5 KUCHELEWA KWA AWALI (husubiri 0.11 s viunganishi vya relei vitulie, kisha huanzisha kipima mpigo)

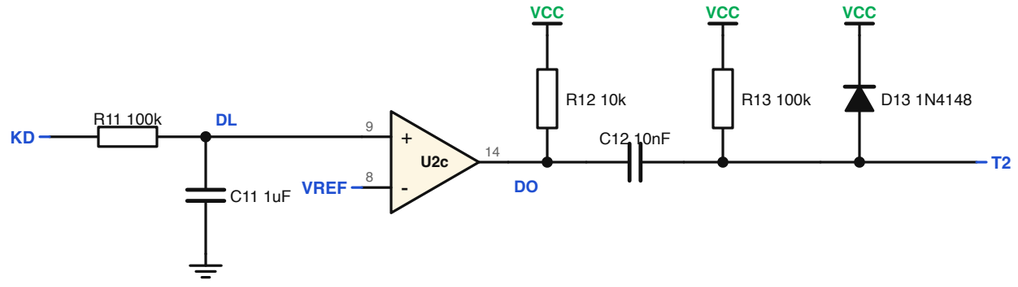

Kilinganishi cha nne (U2d, pini 10, 11, 13) hakitumiki: pini 10 hadi VREF, pini 11 hadi GND.

6 KIPIMA MUDA CHA MPIGO 20 / 80 / 800 ms NA LED ZA OPTO-TRIAKI

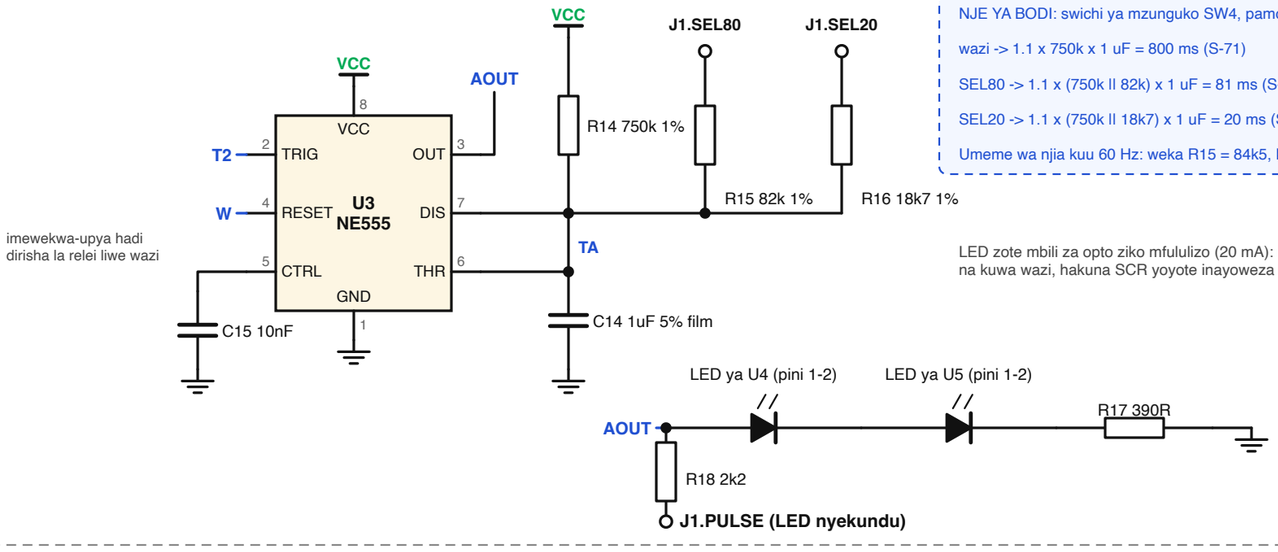

NJE YA BODI: swichi ya mzunguko SW4, pamoja hadi J1.VCC

wazi -> 1.1 x 750k x 1 uF = 800 ms (S-71)

SEL80 -> 1.1 x (750k ll 82k) x 1 uF = 81 ms (S-70)

SEL20 -> 1.1 x (750k ll 18k7) x 1 uF = 20 ms (S-72)

Umeme wa njia kuu 60 Hz: weka R15 = 84k5, R16 = 15k4 (83 / 17 ms)

LED zote mbili za opto ziko mfululizo (20 mA): moja ikiharibika na kuwa wazi, hakuna SCR yoyote inayoweza kufyatuka.

7 UPANDE ULIOTENGANISHWA 55 / 110 V AC

U4 na U5 ni opto-triaki za kuvuka sifuri MOC3063; LED zao ziko katika sehemu 6.

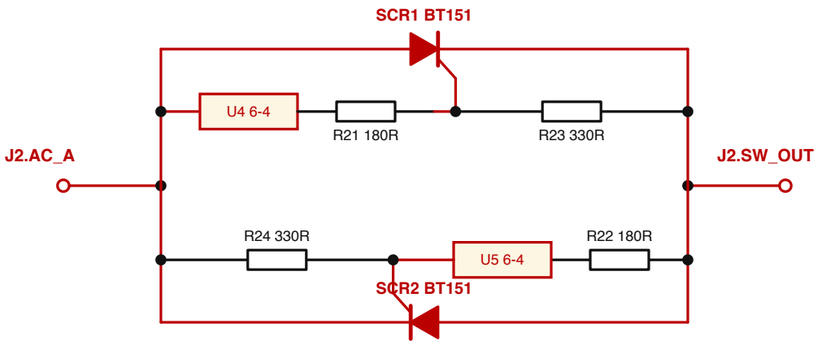

MOC3063 hufyatua tu ndani ya takriban 20 V kutoka kuvuka sifuri (pembe ya awamu 0),
na kila SCR hujizima kwenye sifuri inayofuata ya mkondo: nusu-mizunguko kamili tu.
Mfereji wa 6 mm usio na shaba kati ya upande huu na mantiki ya 12 V; ni U4/U5 tu zinazouvuka.